

A LA PLAGES COLLECTION



GLD[~]DESIGN
by gaelle dudley

exclusively at


RING'S END

back story

I founded GLDESIGN in 2015 after a career in the hospitality industry, wanting to create designs reflecting my love of the coast for my clients. The right paint color can make or break the mood for an entire space. The colors of A La Plage are not just the palette of my design, they are the palette of my lifestyle. Summer is more than a season, it's a state of mind. I believe in a light, easy-breezy approach to living. The A La Plage colors embrace endless summer with an array of timeless earth tones, classic whites, sunset hues, and pale, moody blues and greens that create the feeling of being on vacation year-round in your home.

xo, gaelle




INTERIOR PAINT COLORS




WHITECAPS




PAMPAS PLUMES



SANDY KISSES




OCEAN BLUFFS



LOW TIDE



SPINDRIFT




COASTLINE




SEASCAPE



LA MER




SKIPPING STONE




MORNING MIST



BASALT



SEA GLASS



AFTERGLOW

why choose a la plage paint?

It was important for me to partner with the best in the business when developing the A La Plage paint collection. As an interior designer, I almost exclusively use Benjamin Moore® for all our projects and knew that aligning with Ring's End known for their customer service excellence would be a partner match made in heaven. Featuring 14 coastal colors, this palette is specifically designed with vacation mode in mind for all customers looking for a relaxing and peaceful home environment.



a la plage paint finishes



REGAL
SELECT

Available in 5 Sheens:
Flat, Matte, Eggshell, Satin/Pearl, Semi-Gloss

ADVANCE

Available in 3 Sheens:
Satin, Semi-Gloss, High-Gloss

COMING SOON IN EXTERIOR FINISHES

ring's end history

Helping their customers achieve their inspiration and turning visions into reality since 1902 is what sets Ring's End apart from the competition. A Connecticut-based third-generation, family-run business, Ring's End and recently acquired Johnson Paint | A Ring's End Brand, comprising 31 retail locations across Connecticut, Westchester County, NY, South County, Rhode Island, Metro Boston, Seacoast New Hampshire, and South Coast, Maine. The company's 8 full-service locations provide premium lumber and building materials, molding and millwork, kitchens, architectural hardware, and paint. Most locations also have dedicated design showrooms with window treatments, fabric, wallpaper, and area rugs, as do their 23 free-standing paint centers, serving both homeowners and professionals.





"The colors of A La Plage are not just the palette of my design, they are the palette of my lifestyle"

-Gaelle Dudley



Donna Dotan Photography
Color: Morning Mist



Scott Herling, VP of Paint Operations, Ring's End
Gaelle Dudley, Creative Director & Founder, GLDESIGN



Frances Isaac Photography
Color: Ocean Bluffs